

150 W Power Supply

Exterior

This 150 W power supply is the perfect complement to powering SloanLED® outdoor luminaires. Ensure the life of your outdoor luminaire with this compact and efficiently designed power supply.

- Compact design
- Highly efficient
- Designed for use with SloanLED Outdoor Area Luminaires
- Available in 125, 100, or 75 Watts (with additional connector)
- Dimming available to increase energy savings



Specifications

Electrical

Input voltage	100-240 V, 50-60 Hz; 277 V, 60 Hz (North America only)
Output voltage	45-53 VDC
Output current	2.0 A
System input power	153.6 W (48 V @ 3.2 A), max Actual output set by connected control module
Power factor	≥0.95 at full load
THD	≤20% at full load
Efficiency	88% at 120 V and full load
Inrush current	60 A
Control Module (Specify when ordering)	75 W – 410164-2-075 100 W – 410164-2-100 125 W – 410164-2-125 (not for use with PDL2)

Dimming

Dimming Controller	701969 (order separately; 1 per luminaire) Continuous; 100-10%
Motion Sensor	701953 (order separately) NOTE: When dimming, use with either a 0-10 V Control Module (410168) or Dimming Controller (701969) and Motion Sensor (701953)

Protection

Protections	Over voltage, short circuit, thermal
Surge	2 kV

Performance

Ingress protection	IP68 (highest dust and water protection)
Operating temperature	-40 °C to 55 °C
Dimming (optional)	0-10 VDC control, PWM
Ambient humidity	5-95%, non-condensing
Vibration	10-500 Hz, 3-Axis (5 Grams – 75 min/axis), 12 min/cycle

Construction

End caps	Polycarbonate
Housing	Aluminum, extrusion with anodization
Body color	Black

Mounting

Power supply	Junction box (sold separately), hardware included
---------------------	---

Documentation

Warranty	5-year limited
Agency listings	cULus, CE, TÜV, SELV Equivalent

Project Name/Location

Part Number

Notes#

Date

 **SloanLED®**
Leaders in LED Technology
Lighting Systems



Ordering Information

Product	Part Number
150 W Power Supply	701932

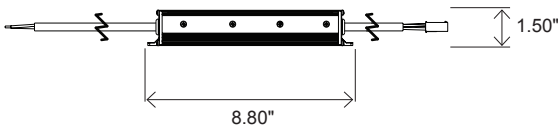
Accessories

Description	Part Number
Junction Box (Custom)	701952
Junction Box (Europe)	701952-EU

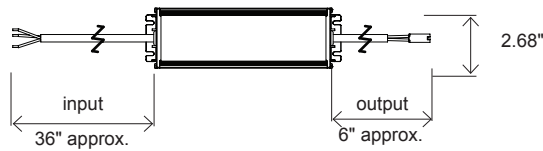
Dimensions

weight = 2 lbs

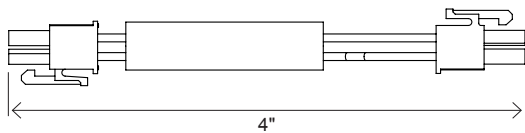
Power supply
side view



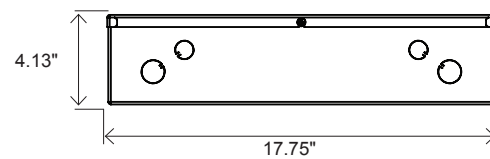
top view



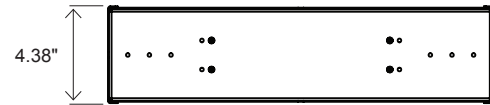
Control Module (Typical)
side view



Junction box
side view



bottom view



Dimming Controller
top view

