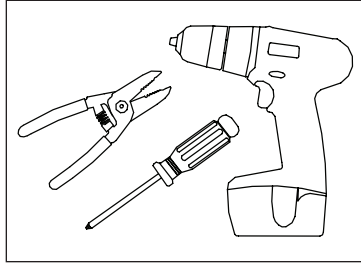
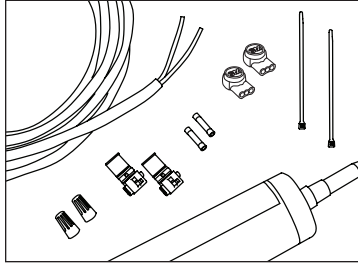


60C1 12 VDC Power Supply

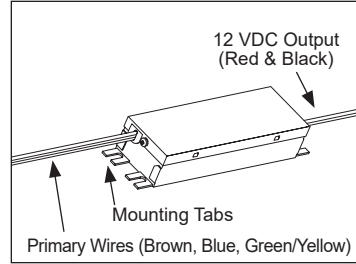
Installation Guide for PN 701507-60C1 – NEC Class 2 Output



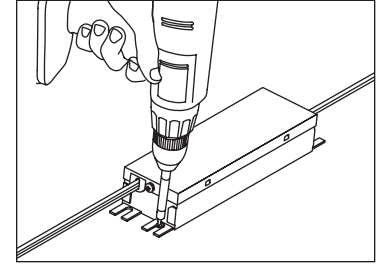
1. **Tools required:** Wire strippers, drill, and screwdriver.



2. **Supplies required:** Conduit and electrical enclosure for power supply (if not placed in a sign made from enclosure rated material), #8 or #10 pan head screws, UL Listed PLTC cable, UL Listed electrical wire connectors (e.g., wirenuts), silicone.
Europe: Electrical enclosure for power supply, M3 pan head screws, PLTC cable, silicone, 3M™ Scotchlok™ connectors.



3. **Power Supply:** Identify primary wires, secondary wires, and location of mounting tabs.

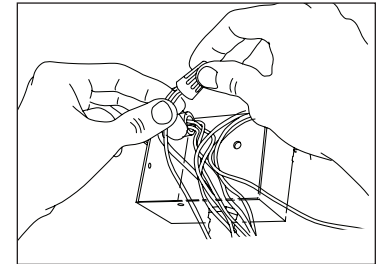


4. **Mount Power Supplies:** Use mounting tab in corner to secure power supply.

NOTE: Ensure adequate ventilation. Power supply operating ambient temperature is -40° to 50° C. Power supply must be mounted in an enclosure (i.e., transformer can/raceway). Power supply spacing to thermoplastic, wood, fiber, or other combustible type enclosure materials shall be 1 in. Two or more adjacent power supplies shall not be mounted closer than 1 in. end to end or 4 in. side to side. If mounted inside a sign cabinet, UL requires that cabinet is made from an enclosure rated material.

Ensure power supplies are not overloaded by verifying output current is less than 5 DC Amps.

It is recommended to use photocells or light sensors to prolong life of power supply and to keep unit at maximum operating efficiency.



5. **Connect Primary:**
CAUTION: Have a licensed electrician connect primary.

60C1 12 VDC Power Supply

Installation Guide for PN 701507-60C1 – NEC Class 2 Output

TROUBLESHOOTING

If sign is not functioning properly, check the following:

- Primary voltage is between 100-277 VAC
- Secondary voltage is 12 VDC
- Output current is 5 Amps or less
- Power supply is not overloaded (see power supply capacity chart in product installation guide or SloanLED.com)
- There are no shorts in secondary wiring
- All secondary connections are RED-TO-RED and BLACK-TO-BLACK

SloanLED products carry a limited warranty.

For complete details refer to the warranty policy found at SloanLED.com



Some or all of the products shown are covered by U.S. and foreign patents pending and covered by one of more of the following U.S. patents issued: 6776504, 6969179, 7192157, 6932495, 7241031

Customer service and technical support

888.747.4LED (888.747.4533)

SloanLED.com • info@SloanLED.com

P/N 401687 Rev D 2019-10-01

Europe: Customer service and technical support

+31 88 12 44 900

SloanLED.com • Europe@SloanLED.com



SloanLED®
Leaders in LED Technology