

We Brighten Your Brands

Product
Guide


Sign Cabinet/Box



Thinking inside the box.

SloanLED offers brilliant sign lighting solutions for single and double-sided, narrow to large, new and retrofit, box and cloud signs. Our products are designed and engineered with sign makers in mind, to provide bright, even illumination, incredible ROI, and fast, easy installation.

We spend our time inside the box, to provide lighting solutions that go beyond the box to brighten your bottom line.



SignBOX 3 24 VDC

LED illumination for single or double-sided sign boxes

SignBOX 3, for single or double-sided sign boxes, features micro prism lens technology engineered to deliver bright, uniform illumination and wider spacing in new or retrofit sign cabinets.

- Illuminates 125 mm from face
- SignBOX 3 Strapped secures to existing fluorescent wireways or sign structure and features flexible straps for easy transportation and installation, saving time and money
- SignBOX 3 Module features peel-and-stick adhesive back for fast, easy installation
- 24 VDC loading allows 48 single-sided modules or 24 double-sided modules per power supply for maximum efficiency and fewer power supplies





NOW WITH
IMPROVED
EFFICACY

SloanLED ^{24 VDC} BrightLINE 2

LED illumination for shallow,
single-sided sign boxes

SloanLED BrightLINE 2 is better than ever, delivering bright, uniform illumination and fast, easy installation in shallow, single-sided, fabric-face light boxes more efficiently with lower energy consumption allowing for more product per power supply!

- Ideal for single-sided, fabric-face light boxes 30 - 120 mm deep
- **NEW** LP version features tighter spacing at 100 mm for exceptionally shallow cabinets
- Now available in 6500 K and 4000 K for greater versatility in illuminating warm to cool colors and skin tones
- Fast, easy installation with no soldering or plugging individual boards together

SloanLED ^{24 VDC} BrightLINE Outdoor

Outdoor illumination for
shallow, single-sided sign boxes

SloanLED BrightLINE Outdoor delivers performance and versatility to shallow, single-sided, push-through signs and light boxes requiring high levels of brightness in outdoor applications.

- Ideal for shallow, single-sided, push-through signs and light boxes 30 -200 mm deep requiring high levels of brightness in outdoor applications
- Outdoor silicone coating for safe, reliable use in outdoor applications
- Long and Short lengths available for ease of installation

NOW WITH
IMPROVED
EFFICACY

Out of the box brilliance.

Sign cabinet/box LED lighting from SloanLED is designed for single and double sided and narrow to large box and cloud signs. It's easy to install and is a great solution for new and retrofit applications.



**24
VDC**



**24
VDC**



PosterBOX 3

Large, shallow fabric-faced light box illumination

One of the brightest modules on the market, PosterBOX 3 delivers beautiful, smooth illumination in light boxes up to 3 m in height, and with an output of 1700 lumens (Long) and built-in LED module spacers, striping and spotting are a thing of the past.

- Bright, even illumination in large cabinets with depths as shallow as 75 mm for single-sided applications, 100 mm for double-sided applications, and up to 3 m in height
- Built-in module spacer eliminates measuring, yielding perfect results every time
- Slim, edge mounted modules make installs fast and easy
- Constant Current Technology

PosterBOX ID

Side illumination for shallow light boxes

PosterBOX ID is a value-driven lighting solution delivering the power and brilliance of PosterBOX 3 to indoor applications – trimming unnecessary hardware and outdoor protection to offer a low-cost solution with the same quality and reliability you've come to expect from SloanLED.

- Illuminate box widths up to 3 m by placing product on opposing sides of display
- Top-tier LED chips and high-performance optics
- Brightest in class
- Constant Current Technology

**24
VDC**

SignBOX 3 Slim

High-performance light box illumination for interior signage and POP applications

SignBOX 3 Slim packs the power and performance of SignBOX 3 into a slim and highly efficient package designed for large, shallow, double-sided light boxes.

- Optimal for large, shallow, double-sided sign cabinets 75-125 mm from face
- Superior efficacy at 152 lm/W
- 24 VDC loading allows 72 modules per power supply for maximum efficiency and fewer power supplies
- Fast, easy installation

PosterBOX Slim 2

Side illumination for shallow light boxes

PosterBOX™ Slim 2 washes light across single and double-sided displays using FanFlare™ lens technology that optimizes the light inside the box. The result is uniform light without the stripes associated with fluorescent tubes.

- Optimal for single and double-sided sign cabinets as shallow as 50 mm, such as: Indoor textile prints and movie posters
- Excellent white light intensity and uniformity
- Constant Current Technology

PosterBOX Mini

Side illumination for shallow or narrow light boxes


PosterBOX Mini is a cost-effective, edge-lit cabinet lighting solution for lightbox applications as shallow as 50 mm deep, and gives installers unprecedented freedom and flexibility with adjustable spacing and an innovative design that accommodates shallow light boxes of any shape making it the bright choice for a variety of applications.

- Cost effective, edge-lit cabinet lighting solution for applications as shallow as 50 mm deep
- Innovative design and adjustable spacing make installation easy for a variety of light boxes of different depths and shapes
- FanFlare™ technology projects light in a fan pattern to evenly illuminate sign face
- Versatile mounting options

**12
VDC**

Specifications

For more information on our Sign Cabinet/Box collection of products, visit SloanLED.com.



**12
VDC**

PosterBOX Slim 2

Side illumination for shallow light boxes

Viewing angle

15° × 43°

Light coverage*

0.6 m

Minimum box depth

50 mm, single or double-sided

Protection class

IP66

Color temperatures


6500 K, 5000 K

Efficacy

110 lm/W

Lumens per module

185



**12
VDC**

PosterBOX Mini

Side illumination for shallow or narrow light boxes

Viewing angle

15 × 40°

Module spacing

188 mm center-to-center

Protection class

IP66

Color temperature


6500 K

Efficacy

87 lm/W

Lumens per module

104



**24
VDC**

SignBOX 3 Slim

LED illumination for shallow, double-sided sign boxes

Modules per meter (foot)

6.6

Coverage per row

305 mm

Protection class

IP66

Color temperatures

6500 K

Efficacy

152 lm/W

Lumens per module

182



**24
VDC**

PosterBOX 3

Large, shallow fabric-faced light box illumination

Viewing angle

12.2° × 44.8°

Minimum cabinet depth

Single-sided 75 mm

Double-sided 100 mm

Protection class

IP66

Color temperature

6500 K

Efficacy

Short 118 lm/W

Long 121 lm/W

Lumens per assembly

Short 850

Long 1,700



**24
VDC**

PosterBOX ID

High-performance light box illumination for interior signage and POP applications

Location rating

Indoor use only

Power per assembly

Short 7.2 W

Long 14.0 W

Color temperature

6500 K

Efficacy

Short 118 lm/W

Long 121 lm/W

Lumens per assembly


Short 850

Long 1,700

* Testing highly recommended as all substrates and graphics vary.

† Prism IP68 test parameters are 1.3 m submersion for 30 minutes. Do not mount in submerged application or where module will be directly exposed to prolonged flowing or dripping water.

The SloanLED PosterBOX™ product family is licensed by Signify (formerly Philips Lighting) in relation to the following patents: North America: US7841733. Europe: EP1938298, NL1030161, NL2000273, DE202006020673.6. Asia: CN101300616. PosterBOX products are licensed under Signify's EnabLED program when bought as a PosterBOX lighting kit solution including a SloanLED power supply. Final application in which PosterBOX lighting kit solution is installed is covered by SloanLED's licensing agreement with Signify and free from any further royalties relating to the patents listed above.



24
VDC

SloanLED BrightLINE 2

LED illumination for shallow, single-sided sign boxes

Strips per meter (fully spaced)

SloanLED BrightLINE 2	6.7
SloanLED BrightLINE 2 LP	10.0

Coverage per row

40 mm depth	100 mm spacing
50 mm depth	120 mm spacing
60 mm+ depth	150 mm spacing

Protection class

IP5X

Color temperatures


6500 K, 4000 K

Efficacy

173 lm/W

Lumens per strip

SloanLED BrightLINE 2 Long	530
SloanLED BrightLINE 2 Short	177
SloanLED BrightLINE 2 LP Long	335
SloanLED BrightLINE 2 LP Short	113



24
VDC

SloanLED BrightLINE Outdoor

Outdoor illumination for shallow, single-sided sign boxes

Strips per meter (fully spaced)

6.7 (fully spaced)

Coverage per row

30 mm depth	75 mm spacing
40 mm depth	100 mm spacing
50 mm+ depth	120 mm spacing
60 mm+ depth	150 mm spacing

Protection class

IP66[‡]

Color temperature


6500 K, 5000 K

Efficacy

173 lm/W

Lumens per strip

Long	530
Short	177



24
VDC

SignBOX 3

LED illumination for single or double-sided sign boxes

Modules per meter

3.3

Coverage per row

305 mm

Optimal light throw

125-300 mm from face

Protection class

IP66 & IP68[‡]

Color temperatures

6500 K, 5000 K

Efficacy

156 lm/W

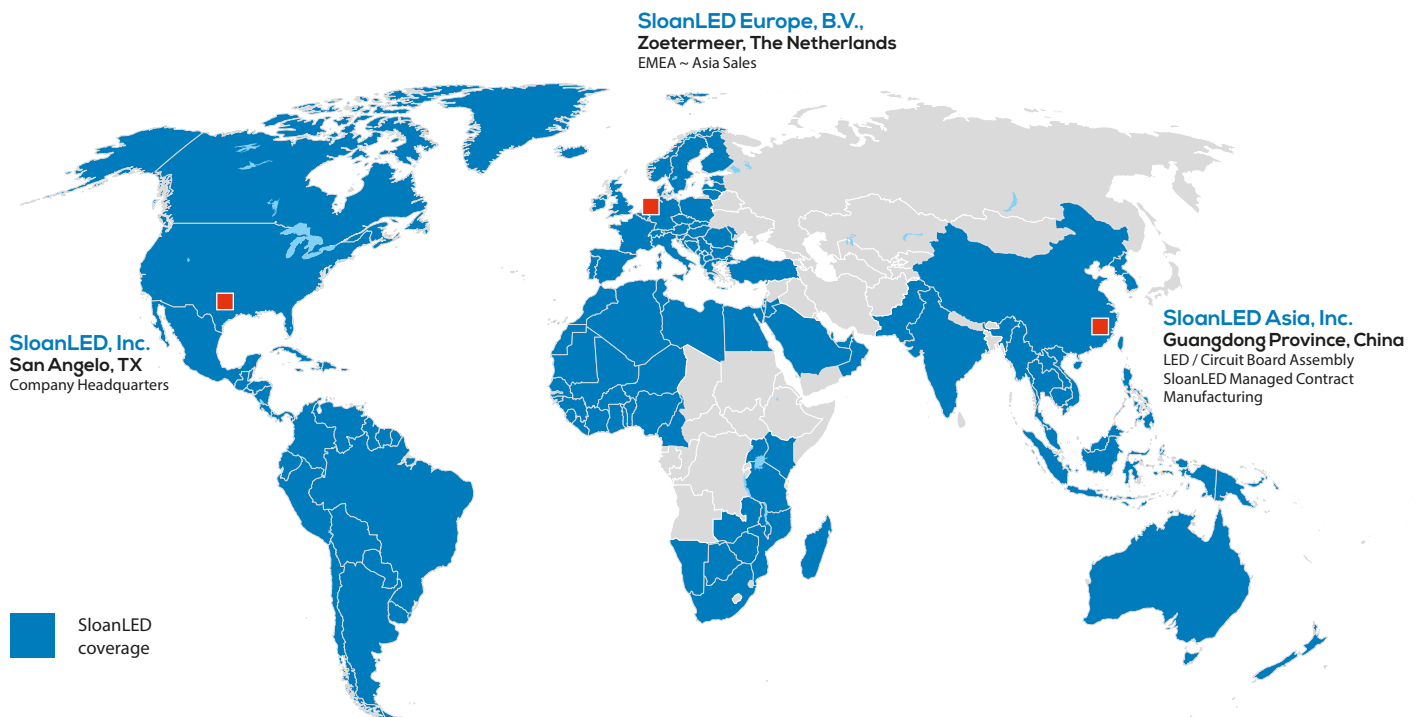
Lumens per module

Strapped single-sided/Module ...	300
Strapped double-sided	600

[‡] SloanLED BrightLINE Outdoor is designed for outdoor sign and display applications, and should be mounted inside a sign or enclosure that protects from submersion, direct exposure to the elements and prolonged flowing or dripping water.

No matter where you are. We've got you covered.

From Alaska to Australia, with 150+ employees, and the best global coverage in the industry, we've got you covered.



SloanLED Headquarters

3490 Venture Dr., San Angelo, TX, USA
325 227 4577 • info@SloanLED.com

SloanLED Europe b.v.

Argonstraat 110, 2718 SN Zoetermeer, NL
+31 88 12 44 900 • europe@SloanLED.com



SloanLED.com

Specifications subject to change without notice.
© 2024 SloanLED Rev Q 2024-04-11

